

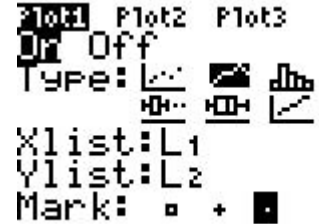
Batch 4fb17990

ABC's of STATPLOT

Version 1

Graph points to form letters of the alphabet.

- [2nd]+712 to reset defaults.
- [2nd][STATPLOT][ENTER] to set options shown.
- [STAT][EDIT] to enter x values into L1 and y values into L2.
- [GRAPH] to show letter.
- [2nd]+4[ENTER] to clear lists.



(1)

x	y
3	4
4.94	4
4	1.54
3	1
2	1.54
1.06	4
1	5
1.06	6
2	8.46
3	9
4	8.46

(2)

x	y
1	9
1	1
5	1

(3)

x	y
1	1
1	9
1	5
5	5
5	1
5	9

(4)

x	y
2	4
2.13	2.5
2.5	1.4
3	1
3.5	1.4
3.87	2.5
4	4
4	9
5	9
3	9

Batch 4fb17990

ABC's of STATPLOT

Version 2

Graph points to form letters of the alphabet.

- [2nd]+712 to reset defaults.
- [2nd][STATPLOT][ENTER] to set options shown.
- [STAT][EDIT] to enter x values into L1 and y values into L2.
- [GRAPH] to show letter.
- [2nd]+4[ENTER] to clear lists.



(1)

x	y
1	9
1	1
5	1

(2)

x	y
2	8.73
3	9
4	8.73
4.73	8
5	7
4.73	6
4	5.27
3	5
2	4.73
1.27	4
1	3
1.27	2
2	1.27
3	1
4	1.27

(3)

x	y
4	4
2	4
1	1
3	9
5	1

(4)

x	y
1	9
1	5
1.27	3
2	1.54
3	1
4	1.54
4.73	3
5	5
5	9

name

date

period

Batch 4fb17990

ABC's of STATPLOT

Version 3

Graph points to form letters of the alphabet.

- [2nd]+712 to reset defaults.
- [2nd][STATPLOT][ENTER] to set options shown.
- [STAT][EDIT] to enter x values into L1 and y values into L2.
- [GRAPH] to show letter.
- [2nd]+4[ENTER] to clear lists.



(1)

x	y
2	4
2.13	2.5
2.5	1.4
3	1
3.5	1.4
3.87	2.5
4	4
4	9
5	9
3	9

(2)

x	y
2	1
4	1
3	1
3	9
4	9
2	9

(3)

x	y
4	4
2	4
1	1
3	9
5	1

(4)

x	y
1	9
1	5
1.27	3
2	1.54
3	1
4	1.54
4.73	3
5	5
5	9

name

date

period

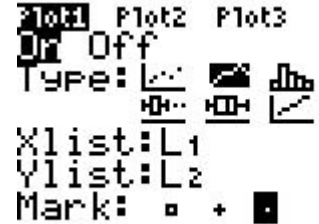
Batch 4fb17990

ABC's of STATPLOT

Version 4

Graph points to form letters of the alphabet.

- [2nd]+712 to reset defaults.
- [2nd][STATPLOT][ENTER] to set options shown.
- [STAT][EDIT] to enter x values into L1 and y values into L2.
- [GRAPH] to show letter.
- [2nd]+4[ENTER] to clear lists.



(1)

x	y
3	4
4.94	4
4	1.54
3	1
2	1.54
1.06	4
1	5
1.06	6
2	8.46
3	9
4	8.46

(2)

x	y
1	1
1	9
1	5
5	5
5	1
5	9

(3)

x	y
1	1
1	9
3	9
4	8.46
4.73	7
5	5
4.73	3
4	1.54
3	1
1	1

(4)

x	y
1	9
3	5
5	9
1	1

name

date

period

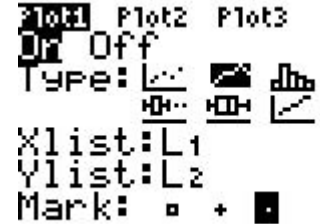
Batch 4fb17990

ABC's of STATPLOT

Version 5

Graph points to form letters of the alphabet.

- [2nd]+712 to reset defaults.
- [2nd][STATPLOT][ENTER] to set options shown.
- [STAT][EDIT] to enter x values into L1 and y values into L2.
- [GRAPH] to show letter.
- [2nd]+4[ENTER] to clear lists.



(1)

x	y
2	8.73
3	9
4	8.73
4.73	8
5	7
4.73	6
4	5.27
3	5
2	4.73
1.27	4
1	3
1.27	2
2	1.27
3	1
4	1.27

(2)

x	y
3	1
3	9
1	9
5	9

(3)

x	y
1	1
1	5
4	5
1	5
1	9
5	9

(4)

x	y
1	1
1	9
3	3
5	9
5	1

Batch 4fb17990

ABC's of STATPLOT

Version 6

Graph points to form letters of the alphabet.

- [2nd]+712 to reset defaults.
- [2nd][STATPLOT][ENTER] to set options shown.
- [STAT][EDIT] to enter x values into L1 and y values into L2.
- [GRAPH] to show letter.
- [2nd]+4[ENTER] to clear lists.



(1)

x	y
2	4
2.13	2.5
2.5	1.4
3	1
3.5	1.4
3.87	2.5
4	4
4	9
5	9
3	9

(2)

x	y
1	9
1	5
1.27	3
2	1.54
3	1
4	1.54
4.73	3
5	5
5	9

(3)

x	y
1	9
2	1
3	7
4	1
5	9

(4)

x	y
4	1
2	5
4	9
1	3
1	1
1	9

Batch 4fb17990

ABC's of STATPLOT

Version 7

Graph points to form letters of the alphabet.

- [2nd]+712 to reset defaults.
- [2nd][STATPLOT][ENTER] to set options shown.
- [STAT][EDIT] to enter x values into L1 and y values into L2.
- [GRAPH] to show letter.
- [2nd]+4[ENTER] to clear lists.



(1)

x	y
2	1
4	1
3	1
3	9
4	9
2	9

(2)

x	y
2	8.73
3	9
4	8.73
4.73	8
5	7
4.73	6
4	5.27
3	5
2	4.73
1.27	4
1	3
1.27	2
2	1.27
3	1
4	1.27

(3)

x	y
4	1
2	5
4	9
1	3
1	1
1	9

(4)

x	y
1	9
3	1
5	9

Batch 4fb17990

ABC's of STATPLOT

Version 8

Graph points to form letters of the alphabet.

- [2nd]+712 to reset defaults.
- [2nd][STATPLOT][ENTER] to set options shown.
- [STAT][EDIT] to enter x values into L1 and y values into L2.
- [GRAPH] to show letter.
- [2nd]+4[ENTER] to clear lists.

```

Plot1 Plot2 Plot3
Off Off
Type: L1 L2 L3
Xlist: L1
Ylist: L2
Mark: * +

```

(1)

x	y
2	8.73
3	9
4	8.73
4.73	8
5	7
4.73	6
4	5.27
3	5
2	4.73
1.27	4
1	3
1.27	2
2	1.27
3	1
4	1.27

(2)

x	y
5	1
1	1
1	5
4	5
1	5
1	9
5	9

(3)

x	y
1	9
5	9
1	1
5	1

(4)

x	y
1	9
2	1
3	7
4	1
5	9

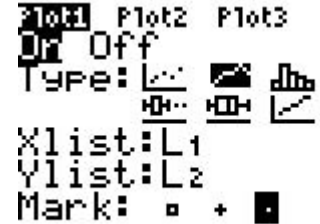
Batch 4fb17990

ABC's of STATPLOT

Version 9

Graph points to form letters of the alphabet.

- [2nd]+712 to reset defaults.
- [2nd][STATPLOT][ENTER] to set options shown.
- [STAT][EDIT] to enter x values into L1 and y values into L2.
- [GRAPH] to show letter.
- [2nd]+4[ENTER] to clear lists.



(1)

x	y
2	1
4	1
3	1
3	9
4	9
2	9

(2)

x	y
3	9
2	8.46
1.06	6
1	5
1.06	4
2	1.54
3	1
4	1.54
4.94	4
5	5
4.94	6
4	8.46
3	9

(3)

x	y
1	9
1	1
5	1

(4)

x	y
3	4
4.94	4
4	1.54
3	1
2	1.54
1.06	4
1	5
1.06	6
2	8.46
3	9
4	8.46

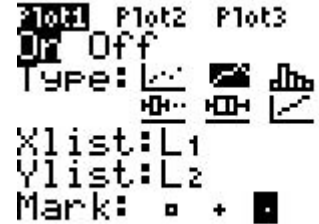
Batch 4fb17990

ABC's of STATPLOT

Version 10

Graph points to form letters of the alphabet.

- [2nd]+712 to reset defaults.
- [2nd][STATPLOT][ENTER] to set options shown.
- [STAT][EDIT] to enter x values into L1 and y values into L2.
- [GRAPH] to show letter.
- [2nd]+4[ENTER] to clear lists.



(1)

x	y
1	9
5	9
1	1
5	1

(2)

x	y
3	4
4.94	4
4	1.54
3	1
2	1.54
1.06	4
1	5
1.06	6
2	8.46
3	9
4	8.46

(3)

x	y
1	1
1	9
3	9
4	8.73
4.73	8
5	7
4.73	6
4	5.27
3	5
1	5
3	5
5	1

(4)

x	y
3	1
3	9
1	9
5	9

name

date

period

Batch 4fb17990

ABC's of STATPLOT

Version 11

Graph points to form letters of the alphabet.

- [2nd]+712 to reset defaults.
- [2nd][STATPLOT][ENTER] to set options shown.
- [STAT][EDIT] to enter x values into L1 and y values into L2.
- [GRAPH] to show letter.
- [2nd]+4[ENTER] to clear lists.



(1)

x	y
1	1
1	9
3	3
5	9
5	1

(2)

x	y
1	1
1	9
3	9
4	8.73
4.73	8
5	7
4.73	6
4	5.27
3	5
1	5

(3)

x	y
5	1
1	1
1	5
4	5
1	5
1	9
5	9

(4)

x	y
1	1
1	9
3	9
4	8.46
4.73	7
5	5
4.73	3
4	1.54
3	1
1	1

name

date

period

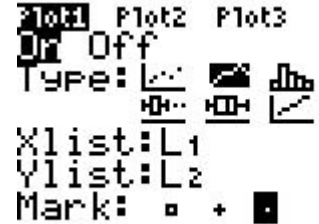
Batch 4fb17990

ABC's of STATPLOT

Version 12

Graph points to form letters of the alphabet.

- [2nd]+712 to reset defaults.
- [2nd][STATPLOT][ENTER] to set options shown.
- [STAT][EDIT] to enter x values into L1 and y values into L2.
- [GRAPH] to show letter.
- [2nd]+4[ENTER] to clear lists.



(1)

x	y
1	1
1	9
4	1
4	9

(2)

x	y
1	1
1	9
3	9
4	8.73
4.73	8
5	7
4.73	6
4	5.27
3	5
1	5
3	5
5	1

(3)

x	y
2	4
2.13	2.5
2.5	1.4
3	1
3.5	1.4
3.87	2.5
4	4
4	9
5	9
3	9

(4)

x	y
1	9
2	1
3	7
4	1
5	9

name

date

period

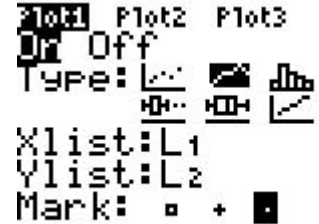
Batch 4fb17990

ABC's of STATPLOT

Version 13

Graph points to form letters of the alphabet.

- [2nd]+712 to reset defaults.
- [2nd][STATPLOT][ENTER] to set options shown.
- [STAT][EDIT] to enter x values into L1 and y values into L2.
- [GRAPH] to show letter.
- [2nd]+4[ENTER] to clear lists.



(1)

x	y
4	4
2	4
1	1
3	9
5	1

(2)

x	y
2	8.73
3	9
4	8.73
4.73	8
5	7
4.73	6
4	5.27
3	5
2	4.73
1.27	4
1	3
1.27	2
2	1.27
3	1
4	1.27

(3)

x	y
1	1
1	9
4	1
4	9

(4)

x	y
1	9
1	5
1.27	3
2	1.54
3	1
4	1.54
4.73	3
5	5
5	9

Batch 4fb17990

ABC's of STATPLOT

Version 14

Graph points to form letters of the alphabet.

- [2nd]+712 to reset defaults.
- [2nd][STATPLOT][ENTER] to set options shown.
- [STAT][EDIT] to enter x values into L1 and y values into L2.
- [GRAPH] to show letter.
- [2nd]+4[ENTER] to clear lists.



(1)

x	y
5	1
4	1.54
4.94	4
5	5
4.94	6
4	8.46
3	9
2	8.46
1.06	6
1	5
1.06	4
2	1.54
3	1
4	1.54
3	2.08

(2)

x	y
1	1
5	9
3	5
1	9
5	1

(3)

x	y
5	1
1	1
1	5
4	5
1	5
1	9
5	9

(4)

x	y
1	1
1	9
4	1
4	9

Batch 4fb17990

ABC's of STATPLOT

Version 15

Graph points to form letters of the alphabet.

- [2nd]+712 to reset defaults.
- [2nd][STATPLOT][ENTER] to set options shown.
- [STAT][EDIT] to enter x values into L1 and y values into L2.
- [GRAPH] to show letter.
- [2nd]+4[ENTER] to clear lists.

```

ZOOM Plot2 Plot3
Off Off
Type: L1 L2 L3 L4 L5 L6 L7 L8 L9 L0
Xlist:L1
Ylist:L2
Mark: . +

```

(1)

x	y
1	1
1	5
4	5
1	5
1	9
5	9

(2)

x	y
3	4
4.94	4
4	1.54
3	1
2	1.54
1.06	4
1	5
1.06	6
2	8.46
3	9
4	8.46

(3)

x	y
1	1
1	9
3	9
4	8.73
4.73	8
5	7
4.73	6
4	5.27
3	5
1	5

(4)

x	y
1	9
1	1
5	1

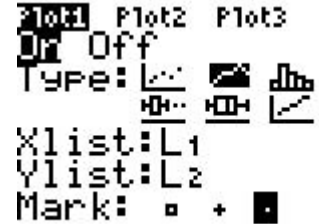
Batch 4fb17990

ABC's of STATPLOT

Version 16

Graph points to form letters of the alphabet.

- [2nd]+712 to reset defaults.
- [2nd][STATPLOT][ENTER] to set options shown.
- [STAT][EDIT] to enter x values into L1 and y values into L2.
- [GRAPH] to show letter.
- [2nd]+4[ENTER] to clear lists.



(1)

x	y
4	4
2	4
1	1
3	9
5	1

(2)

x	y
1	1
1	9
3	9
4	8.73
4.73	8
5	7
4.73	6
4	5.27
3	5
1	5

(3)

x	y
1	1
1	9
3	3
5	9
5	1

(4)

x	y
2	4
2.13	2.5
2.5	1.4
3	1
3.5	1.4
3.87	2.5
4	4
4	9
5	9
3	9

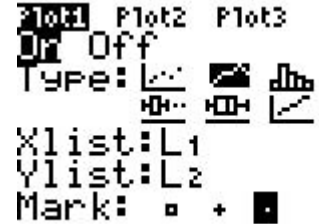
Batch 4fb17990

ABC's of STATPLOT

Version 17

Graph points to form letters of the alphabet.

- [2nd]+712 to reset defaults.
- [2nd][STATPLOT][ENTER] to set options shown.
- [STAT][EDIT] to enter x values into L1 and y values into L2.
- [GRAPH] to show letter.
- [2nd]+4[ENTER] to clear lists.



(1)

x	y
1	1
1	9
1	5
5	5
5	1
5	9

(2)

x	y
3	9
2	8.46
1.06	6
1	5
1.06	4
2	1.54
3	1
4	1.54
4.94	4
5	5
4.94	6
4	8.46
3	9

(3)

x	y
1	1
5	9
3	5
1	9
5	1

(4)

x	y
4	1
2	5
4	9
1	3
1	1
1	9

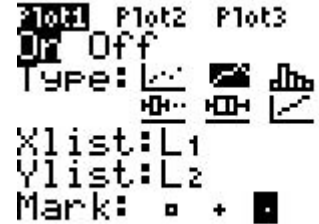
Batch 4fb17990

ABC's of STATPLOT

Version 18

Graph points to form letters of the alphabet.

- [2nd]+712 to reset defaults.
- [2nd][STATPLOT][ENTER] to set options shown.
- [STAT][EDIT] to enter x values into L1 and y values into L2.
- [GRAPH] to show letter.
- [2nd]+4[ENTER] to clear lists.



(1)

x	y
1	9
5	9
1	1
5	1

(2)

x	y
1	1
1	9
3	9
4	8.46
4.73	7
5	5
4.73	3
4	1.54
3	1
1	1

(3)

x	y
1	1
1	9
3	9
4	8.73
4.73	8
5	7
4.73	6
4	5.27
3	5
1	5
3	5
5	1

(4)

x	y
1	9
3	5
5	9
1	1

name

date

period

Batch 4fb17990

ABC's of STATPLOT

Version 19

Graph points to form letters of the alphabet.

- [2nd]+712 to reset defaults.
- [2nd][STATPLOT][ENTER] to set options shown.
- [STAT][EDIT] to enter x values into L1 and y values into L2.
- [GRAPH] to show letter.
- [2nd]+4[ENTER] to clear lists.



(1)

x	y
3	9
2	8.46
1.06	6
1	5
1.06	4
2	1.54
3	1
4	1.54
4.94	4
5	5
4.94	6
4	8.46
3	9

(2)

x	y
3	1
3	9
1	9
5	9

(3)

x	y
1	1
1	9
3	9
4	8.46
4.73	7
5	5
4.73	3
4	1.54
3	1
1	1

(4)

x	y
1	1
1	9
1	5
5	5
5	1
5	9

name

date

period

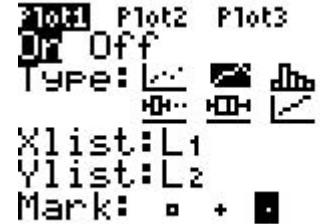
Batch 4fb17990

ABC's of STATPLOT

Version 20

Graph points to form letters of the alphabet.

- [2nd]+712 to reset defaults.
- [2nd][STATPLOT][ENTER] to set options shown.
- [STAT][EDIT] to enter x values into L1 and y values into L2.
- [GRAPH] to show letter.
- [2nd]+4[ENTER] to clear lists.



(1)

x	y
1	1
1	5
4	5
1	5
1	9
5	9

(2)

x	y
1	1
1	9
3	9
4	8.73
4.73	8
5	7
4.73	6
4	5.27
3	5
1	5
3	5
5	1

(3)

x	y
4	8.46
3	9
2	8.46
1.27	7
1	5
1.27	3
2	1.54
3	1
4	1.54

(4)

x	y
1	1
5	9
3	5
1	9
5	1

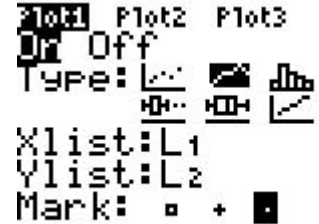
Batch 4fb17990

ABC's of STATPLOT

Version 21

Graph points to form letters of the alphabet.

- [2nd]+712 to reset defaults.
- [2nd][STATPLOT][ENTER] to set options shown.
- [STAT][EDIT] to enter x values into L1 and y values into L2.
- [GRAPH] to show letter.
- [2nd]+4[ENTER] to clear lists.



(1)

x	y
1	1
1	9
4	1
4	9

(2)

x	y
1	1
1	9
3	9
4	8.73
4.73	8
5	7
4.73	6
4	5.27
3	5
1	5
3	5
5	1

(3)

x	y
4	4
2	4
1	1
3	9
5	1

(4)

x	y
1	1
1	9
3	9
4	8.73
4.73	8
5	7
4.73	6
4	5.27
3	5
1	5

name

date

period

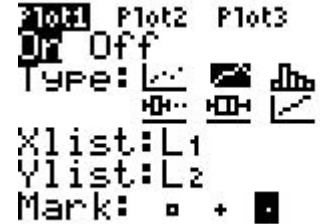
Batch 4fb17990

ABC's of STATPLOT

Version 22

Graph points to form letters of the alphabet.

- [2nd]+712 to reset defaults.
- [2nd][STATPLOT][ENTER] to set options shown.
- [STAT][EDIT] to enter x values into L1 and y values into L2.
- [GRAPH] to show letter.
- [2nd]+4[ENTER] to clear lists.



(1)

x	y
1	1
1	9
4	1
4	9

(2)

x	y
1	1
1	9
3	9
4	8.73
4.73	8
5	7
4.73	6
4	5.27
3	5
1	5
3	5
5	1

(3)

x	y
1	1
5	9
3	5
1	9
5	1

(4)

x	y
1	1
1	9
3	9
4	8.46
4.73	7
5	5
4.73	3
4	1.54
3	1
1	1

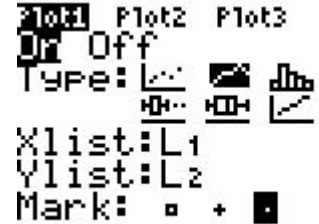
Batch 4fb17990

ABC's of STATPLOT

Version 23

Graph points to form letters of the alphabet.

- [2nd]+712 to reset defaults.
- [2nd][STATPLOT][ENTER] to set options shown.
- [STAT][EDIT] to enter x values into L1 and y values into L2.
- [GRAPH] to show letter.
- [2nd]+4[ENTER] to clear lists.



(1)

x	y
3	5
1	5
1	1
3	1
4	1.27
4.73	2
5	3
4.73	4
4	4.73
3	5
4	5.27
4.73	6
5	7
4.73	8
4	8.73
3	9
1	9
1	5

(2)

x	y
1	9
5	9
1	1
5	1

(3)

x	y
1	9
1	1
5	1

(4)

x	y
1	1
1	9
3	3
5	9
5	1

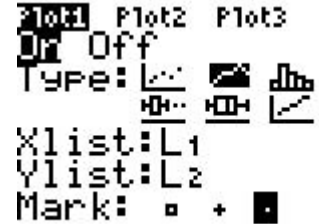
Batch 4fb17990

ABC's of STATPLOT

Version 24

Graph points to form letters of the alphabet.

- [2nd]+712 to reset defaults.
- [2nd][STATPLOT][ENTER] to set options shown.
- [STAT][EDIT] to enter x values into L1 and y values into L2.
- [GRAPH] to show letter.
- [2nd]+4[ENTER] to clear lists.



(1)

x	y
1	9
1	1
5	1

(2)

x	y
2	8.73
3	9
4	8.73
4.73	8
5	7
4.73	6
4	5.27
3	5
2	4.73
1.27	4
1	3
1.27	2
2	1.27
3	1
4	1.27

(3)

x	y
4	4
2	4
1	1
3	9
5	1

(4)

x	y
1	1
1	9
3	9
4	8.73
4.73	8
5	7
4.73	6
4	5.27
3	5
1	5

name

date

period

Batch 4fb17990

ABC's of STATPLOT

Version 25

Graph points to form letters of the alphabet.

- [2nd]+712 to reset defaults.
- [2nd][STATPLOT][ENTER] to set options shown.
- [STAT][EDIT] to enter x values into L1 and y values into L2.
- [GRAPH] to show letter.
- [2nd]+4[ENTER] to clear lists.

```

Plot1 Plot2 Plot3
Off Off
Type: L1
Xlist:L1
Ylist:L2
Mark: +

```

(1)

x	y
1	1
5	9
3	5
1	9
5	1

(2)

x	y
3	9
2	8.46
1.06	6
1	5
1.06	4
2	1.54
3	1
4	1.54
4.94	4
5	5
4.94	6
4	8.46
3	9

(3)

x	y
1	9
3	5
5	9
1	1

(4)

x	y
1	1
1	9
3	9
4	8.73
4.73	8
5	7
4.73	6
4	5.27
3	5
1	5

Version 1 (1) G (2) L (3) H (4) J	Version 2 (1) L (2) S (3) A (4) U	Version 3 (1) J (2) I (3) A (4) U	Version 4 (1) G (2) H (3) D (4) Y	Version 5 (1) S (2) T (3) F (4) M
Version 6 (1) J (2) U (3) W (4) K	Version 7 (1) I (2) S (3) K (4) V	Version 8 (1) S (2) E (3) Z (4) W	Version 9 (1) I (2) O (3) L (4) G	Version 10 (1) Z (2) G (3) R (4) T
Version 11 (1) M (2) P (3) E (4) D	Version 12 (1) N (2) R (3) J (4) W	Version 13 (1) A (2) S (3) N (4) U	Version 14 (1) Q (2) X (3) E (4) N	Version 15 (1) F (2) G (3) P (4) L
Version 16 (1) A (2) P (3) M (4) J	Version 17 (1) H (2) O (3) X (4) K	Version 18 (1) Z (2) D (3) R (4) Y	Version 19 (1) O (2) T (3) D (4) H	Version 20 (1) F (2) R (3) C (4) X
Version 21 (1) N (2) R (3) A (4) P	Version 22 (1) N (2) R (3) X (4) D	Version 23 (1) B (2) Z (3) L (4) M	Version 24 (1) L (2) S (3) A (4) P	Version 25 (1) X (2) O (3) Y (4) P